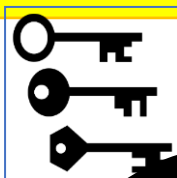


Year 7 Survival Top Tips

Tip 1	Learn and revise vocabulary regularly, approximately 10 words a week.
Tip 2	Revise little and often: aim to do 15 minutes of practice a day.
Tip 3	Create flashcards of vocabulary per unit that you study, on cards or online to help you memorise key vocabulary.
Tip 4	Have a positive attitude to learning. You might find learning a language challenging but if you try, you will succeed!
Tip 5	The more you practice, the more you know, the more you remember, the more you can do!



Review of Learning



Move on to Year 8



Summer Holidays



Next Level



Memorise
Revise
Practise
Master

YEAR
7

My City

1. Describing town and village; using 'a', 'some' and 'many' in Spanish.
2. Telling the time; using the verb ir (to go).
3. Ordering food in a café; using the verb querer (to want).
4. Talking about plans in the weekend; using the near future tense.

Design and label your dream room.

All about my family and friends

1. Describing your family; using possessive adjectives.
2. Describing your hair and eye colour; using irregular verbs tener and ser.
3. Saying what other people look like; using agreement of adjectives with nouns.
4. Describing where you live; using the verb estar (to be).
5. Reading about the carnival in Cádiz and celebrating festivals with family.

YEAR
7

All about my school

1. Saying what subject you study; using -ar verbs to say what 'we' do.
2. Giving opinions about school subjects; using me gusta(n) + el/la/los/las.
3. Describing your school; using the words for 'a', 'some' and 'the' (plural definite and indefinite articles).
4. Talking about break time; using the present tense of regular -er and -ir verbs
5. Reading & understanding details about schools.

Sending letters to Spain.

YEAR
7

All about my hobbies / free time

1. Saying what you like to do; giving opinions using me gusta + infinitive.
2. Saying what you do in your spare time; using the present tense (ar verbs).
3. Talking about weather & activities; using cuando/when.
4. Saying what sports you do; using irregular verbs such as hacer.

Hispanic festivals.
La Navidad & el Día de los muertos.

YEAR
7

Introduction to Spanish

1. Introduction to Spanish/ phonics & pronunciation.
2. Introducing yourself; using definite articles (el, la, los, las) and introducing verb endings.
3. Talking about your personality; using adjectives that end in -o/-a
4. Talking about age, brothers and sisters; using tener (present, singular)
5. Saying when your birthday is.
6. Talking about your pets; using adjective forms.

26th September_ European day of languages- Language competition.

The beginning of a lifelong love for language learning!

YEAR
7

CURRICULUM OVERVIEW

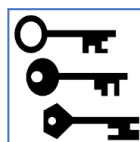
Applying language learning skills

- * Asking and responding to questions
- * Memorisation strategies (remembering more – automaticity)
- * Productive skills – Writing, speaking & translation
- * Receptive skills - Listening & reading
- * Grammar in lesson
- * Vocabulary & Phonics
- * Exploring culture and language
- * Communicative functions (expressing opinions)

Welcome

CURRICULUM OVERVIEW

SKILLS DEVELOPED



Year 8 Survival Top Tips	
Tip 1	Learn and revise vocabulary regularly, approximately 20 words a week.
Tip 2	Learn how to ask, "How do you say X?" in the language and use it often.
Tip 3	Download relevant apps to revise: Memrise, Duolingo, WordReference, etc.
Tip 4	Set achievable and specific learning goals with a time limit.
Tip 5	Allow yourself to make mistakes, even silly ones. They help you learn!

Translation Bee Challenge

Memrise
Revise
Practise
Master

Move on to Year 9
Summer Holidays
Next Level

YEAR 8

Arranging to go out & making excuses

1. Arranging to go out using me gustaría + infinitive.
2. Making excuses using "poder" & "querer".
3. Discussing getting ready to go out; using reflexive verbs.
4. Talking about clothes; using demonstrative adjective.
5. Talking about sporting events; using three tenses together.



Hispanic clothes competition

Introduction food

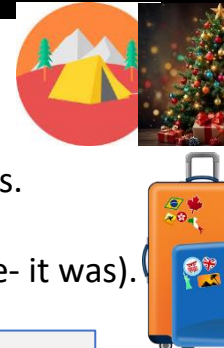
1. Saying what food you like; using a wider range of opinions.
2. Describing mealtimes; using negatives no, nunca, no... nada.
3. Ordering a meal; using usted / ustedes.
4. Describing shopping for a party; using the near future.
5. Given an account of a party; using three tenses together.



Spanish breakfast experience
Going to the restaurant

Holidays

1. Talking about a past holiday; using the preterite of ir/to go.
2. Saying what you did on holiday; using the preterite of regular -ar verbs.
3. Describing the last day; using the preterite of -er and -ir verbs.
4. Given opinions & reasons using the past; using the preterite of ser (fue- it was).



La Navidad
Christmas in Spain

All about my life

1. Saying what you use your phone for; using present tense of regular -ar, -ir, -er verbs.
2. Giving opinion about music; using me gusta + (la/ el / las/ los) the definite article.
3. Talking about TV and your favorite programs; using the comparative más....que.
4. Talking about what you did yesterday; using the present and the preterite.
5. Understanding TV guide.



OnattiFilms

26th September_ European day of languages
MFL bake off competition!

CURRICULUM OVERVIEW

Applying language learning skills

- * Asking and responding to questions
- * Memorisation strategies (remembering more – automaticity)
- * Productive skills – Writing, speaking & translation
- * Receptive skills - Listening & reading
- * Grammar in lesson
- * Vocabulary & Phonics
- * Exploring culture and language
- * Communicative functions (expressing opinions)

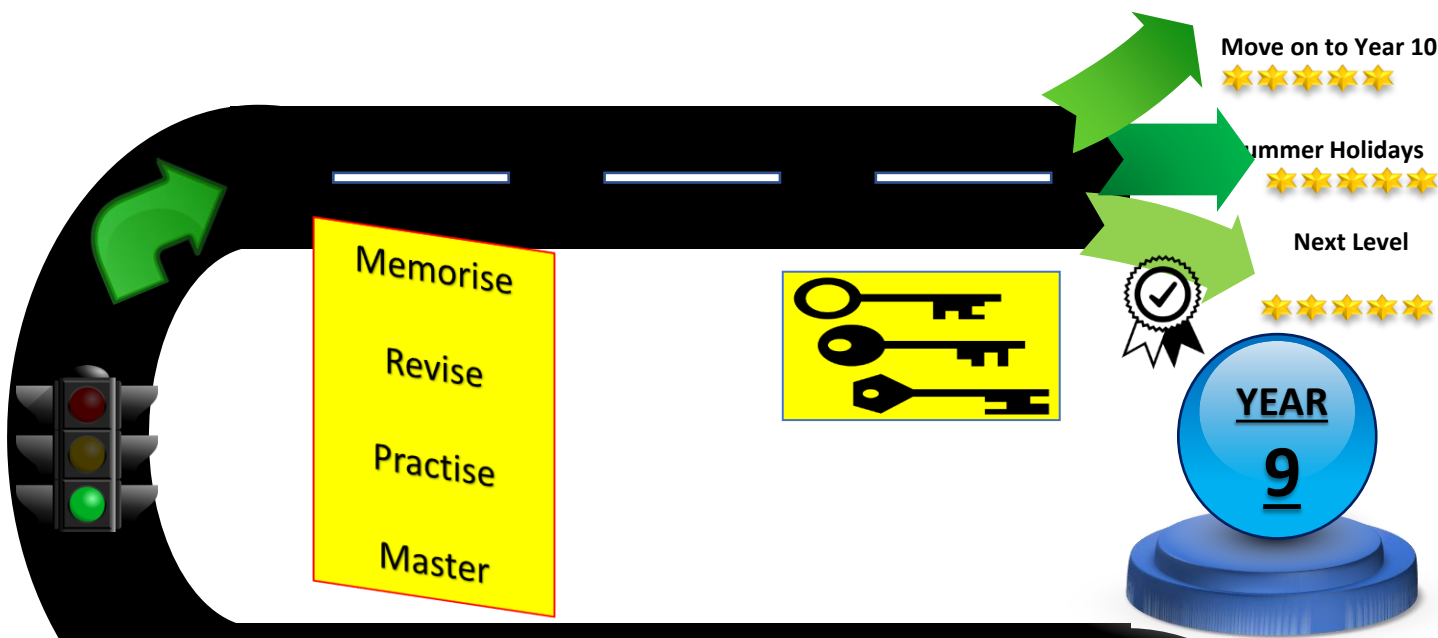
Welcome

CURRICULUM OVERVIEW



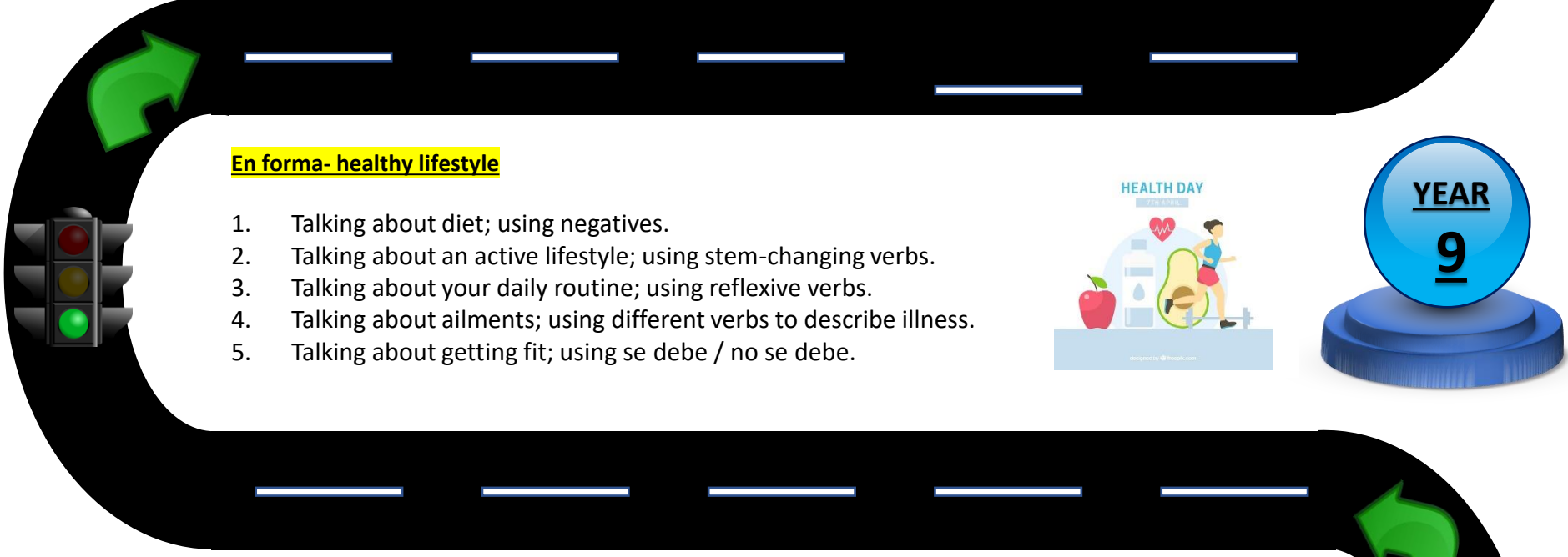
SKILLS DEVELOPED

Year 9 Survival Top Tips	
Tip 1	Learn and revise vocabulary regularly, approximately 20 words a week
Tip 2	Learn how to ask, "How do you say X?" in the language and use it often
Tip 3	Download relevant apps to revise: Memrise, DuoLingo, WordReference, etc.
Tip 4	Set achievable and specific learning goals with a time limit
Tip 5	Allow yourself to make mistakes, even silly ones. They help you learn!



Una aventura en Madrid- Adventure in Madrid

1. Meeting and greeting people; using expressions with tener.
2. Talking about a treasure hunt; using the superlative.
3. Describing a day trip; using the preterite of irregular verbs.
4. Discussing buying souvenirs; using tú and usted.
5. Discussing the final day of a visit; using three tenses.



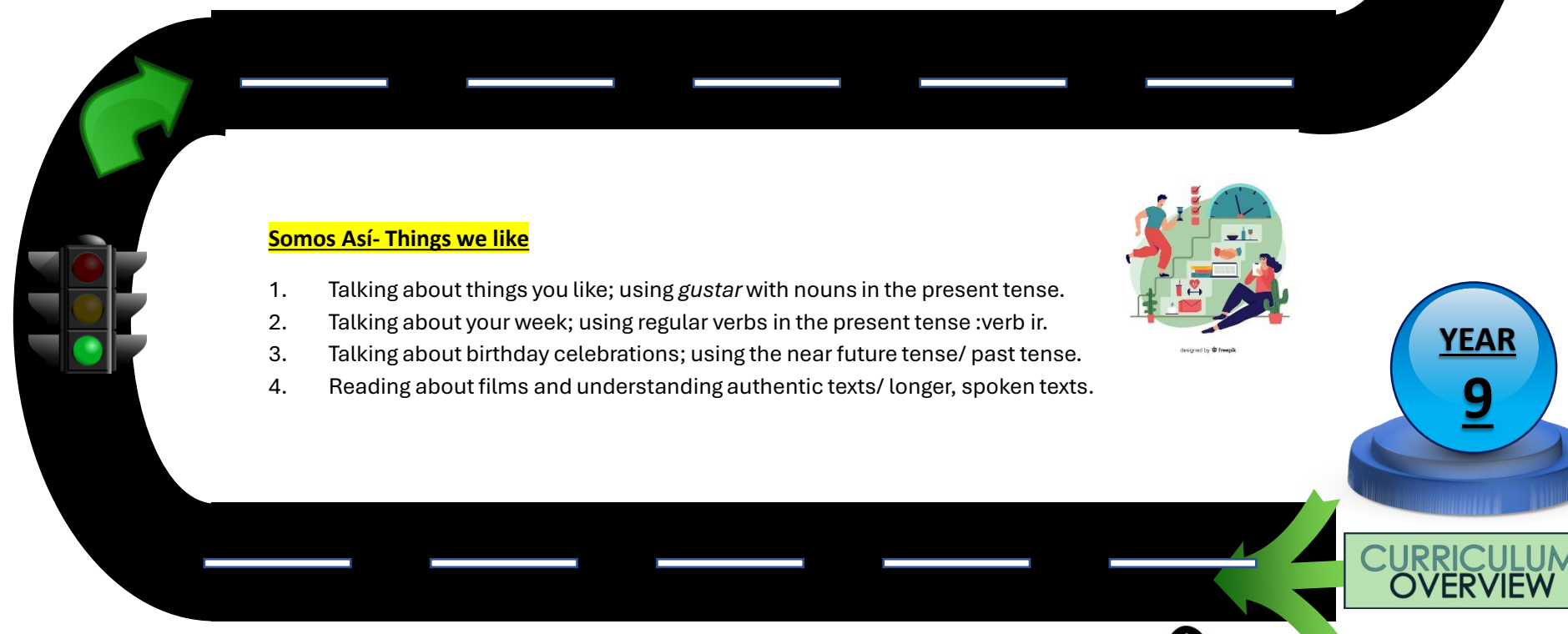
En forma- healthy lifestyle

1. Talking about diet; using negatives.
2. Talking about an active lifestyle; using stem-changing verbs.
3. Talking about your daily routine; using reflexive verbs.
4. Talking about ailments; using different verbs to describe illness.
5. Talking about getting fit; using se debe / no se debe.



¡Oriéntate!- Future study and Employment

1. Saying what you have to do at work ; using tener que.
2. Saying what job you would like to do; using correct adjective agreement.
3. Saying what you did at work yesterday; using the preterite tense of regular verbs.
4. Describing your job; using the present and the preterite together.



Somos Así- Things we like

1. Talking about things you like; using *gustar* with nouns in the present tense.
2. Talking about your week; using regular verbs in the present tense :verb ir.
3. Talking about birthday celebrations; using the near future tense/ past tense.
4. Reading about films and understanding authentic texts/ longer, spoken texts.



CURRICULUM OVERVIEW

Applying language learning skills

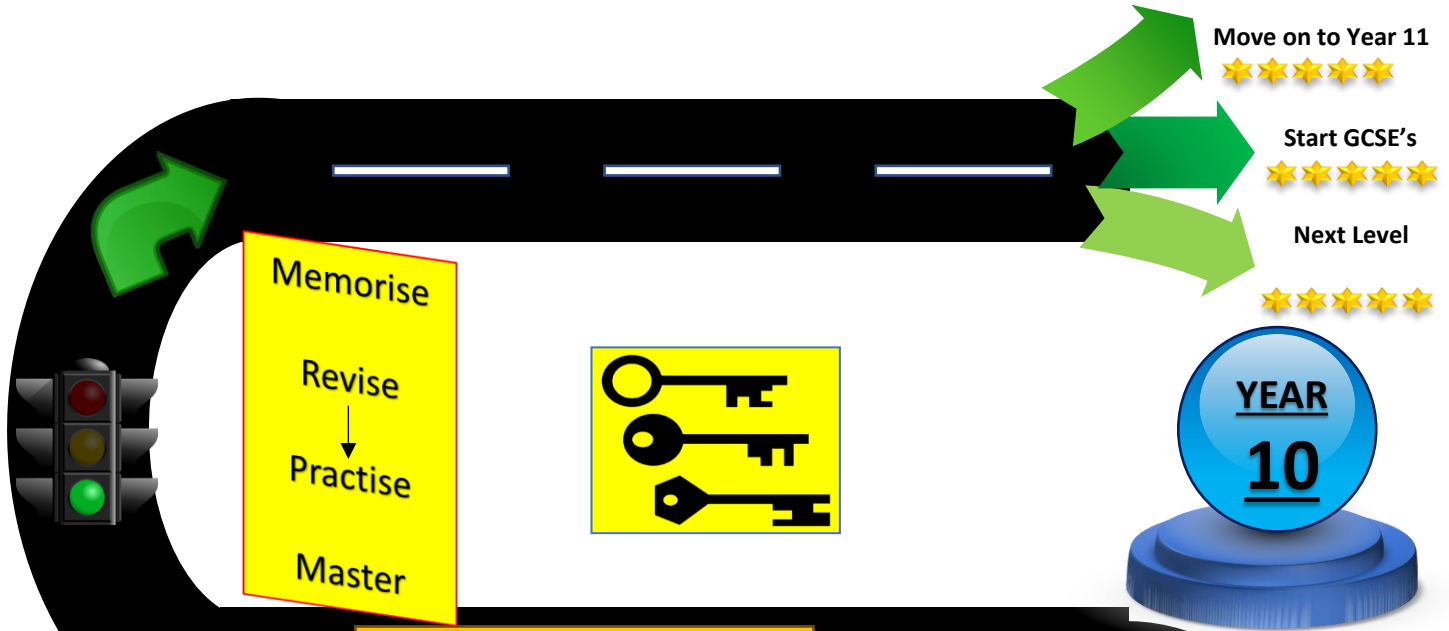
- * Asking and responding to questions
- * Memorisation strategies (remembering more – automaticity)
- * Productive skills – Writing, speaking & translation
- * Receptive skills - Listening & reading
- * Grammar in lesson
- * Vocabulary & Phonics
- * Exploring culture and language
- * Communicative functions (expressing opinions)

welcome

CURRICULUM OVERVIEW

SKILLS DEVELOPED

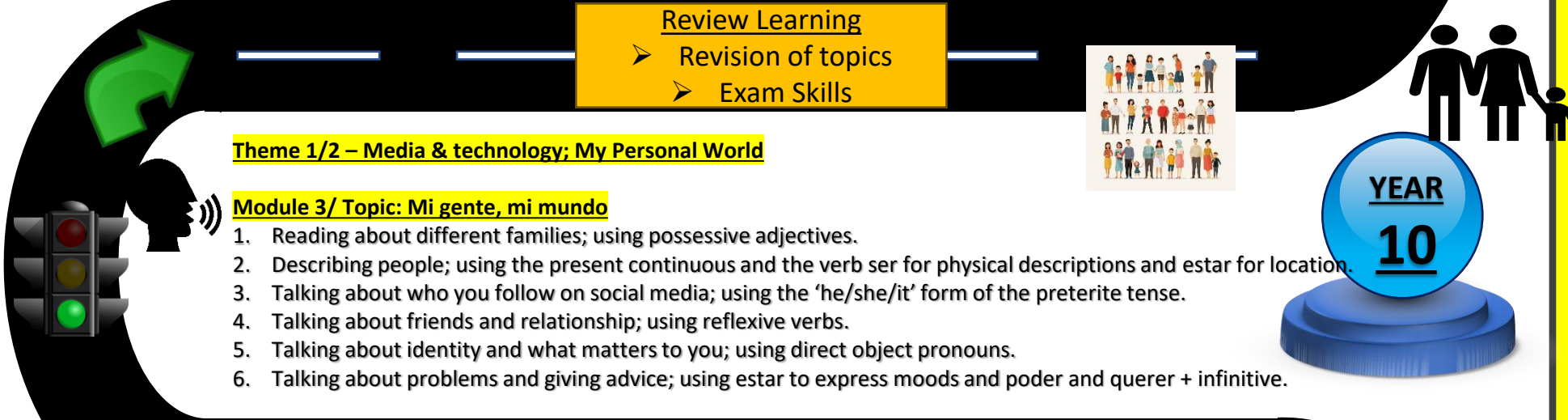
Year 10 Survival Top Tips	
Tip 1	Learn and revise vocabulary regularly, approximately 30 words a week
Tip 2	Listen to music in the target language and try to translate the lyrics
Tip 3	Practise verb conjugation regularly: Memrise, Conjugemos & WordReference help!
Tip 4	Use Youtube to help you with your pronunciation: try The Mimic Method
Tip 5	Ensure you are solid on the 100 most common words in the language



Theme 2- lifestyle and wellbeing

Module 4/ Topic: Mi estilo de vida

- Talking about food in the Spanish –Speaking countries; using adjectives of nationality.
- Describing healthy daily routines; using indefinite adjectives
- Talking about mealtimes and food trends; using se necesita and hay que + infinitive.
- Comparing old and new habits; using the imperfect tense to say what you used to do.
- Talking about illnesses and injuries; using reflexive verbs in the preterite tense and giving advice using debes and tienes que + infinitive.
- Future plans for health and wellbeing; using the simple future tense and 'if' clauses.



Theme 1/2 – Media & technology; My Personal World

Module 3/ Topic: Mi gente, mi mundo

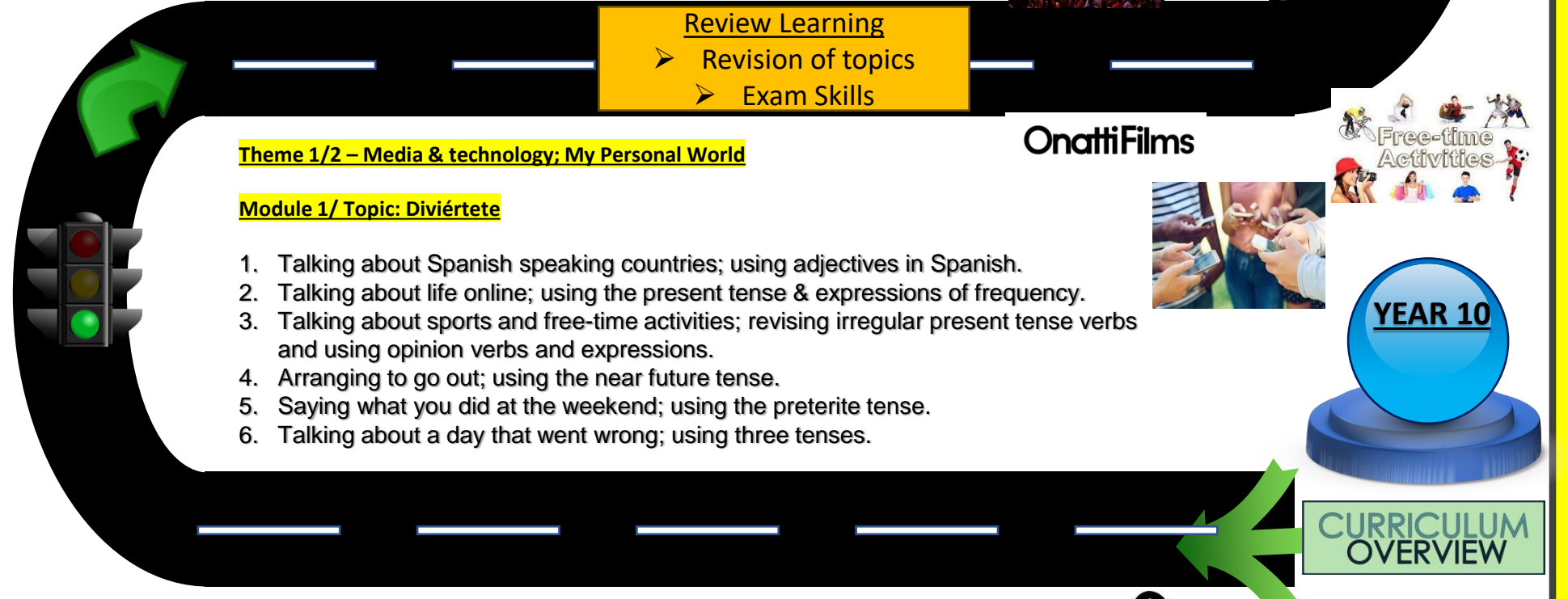
- Reading about different families; using possessive adjectives.
- Describing people; using the present continuous and the verb ser for physical descriptions and estar for location.
- Talking about who you follow on social media; using the 'he/she/it' form of the preterite tense.
- Talking about friends and relationship; using reflexive verbs.
- Talking about identity and what matters to you; using direct object pronouns.
- Talking about problems and giving advice; using estar to express moods and poder and querer + infinitive.



Theme 6 – Travel and tourism

Module 2/ Topic: Viajes

- Discover Andalucía; using me gusta(n) / me gustaría + infinitive- (Describing a photo)
- Discussing travel plans; using comparatives and se puede + infinitive.
- Talking about Spanish festivals; using hay and hay que/ introducing 'if'.
- Saying what you did in your last holiday; using 'I' and 'we' forms of preterite tense verbs and using a range of structures to give opinions in the past.
- Describing where did you stay; using the imperfect tense for descriptions.
- Mi aventura por Latinoamérica; writing about holiday using 3 tenses.



Theme 1/2 – Media & technology; My Personal World

Module 1/ Topic: Diviértete

- Talking about Spanish speaking countries; using adjectives in Spanish.
- Talking about life online; using the present tense & expressions of frequency.
- Talking about sports and free-time activities; revising irregular present tense verbs and using opinion verbs and expressions.
- Arranging to go out; using the near future tense.
- Saying what you did at the weekend; using the preterite tense.
- Talking about a day that went wrong; using three tenses.

OnattiFilms



CURRICULUM OVERVIEW

SKILLS TAUGHT ACROSS MFL

- SPEAKING: ROLEPLAY_ PHOTOCARD & ASKING AND RESPONDING TO QUESTIONS.
- WRITTEN EXPRESSION
- LISTENING COMPREHENSION
- READING COMPREHENSION
- GRAMMAR



SKILLS DEVELOPED

Year 11 Survival Top Tips	
Tip 1	Learn and revise vocabulary regularly, approximately 30 words a week
Tip 2	Listen to music in the target language and try to translate the lyrics
Tip 3	Practise verb conjugation regularly: Memrise, Conjugemos & WordReference help!
Tip 4	Use Youtube to help you with your pronunciation: try The Mimic Method
Tip 5	Ensure you are solid on the 100 most common words in the language

Next Level ★★★★★

Exams & End of GCSEs

YEAR 11

Review Learning
Revision of topics
Exam Skills

YEAR 11

Exam preparation @ topical review

- ❖ Theme 1_ Identity and Culture
 - ❖ Theme 2_ Local area, holiday and travel
 - ❖ Theme 3_ School
 - ❖ Theme 4_ Future aspirations, study and work
 - ❖ Theme 5_ International and global dimensions
 - Productive skills- Speaking, writing and translations
 - Receptive skills_ Listening & reading strategies
 - Grammar_ (tenses, intensifiers, connectives , time phrases and higher complex phrases)
-

Review Learning
➤ Revision of topics
➤ Exam Skills

Exam preparation @ topical review

- ❖ Theme 1_ Identity and Culture
- ❖ Theme 2_ Local area, holiday and travel
- ❖ Theme 3_ School
- ❖ Theme 4_ Future aspirations, study and work
- ❖ Theme 5_ International and global dimensions
- Productive skills- Speaking, writing and translations
- Receptive skills_ Listening & reading strategies
- Grammar_ (tenses, intensifiers, connectives , time phrases and higher complex phrases)

YEAR 11

Review Learning
➤ Revision of topics
➤ Exam Skills

Theme 5 : International and global dimensions- Hacia un mundo mejor

1. Describing type o houses using adjectival agreement.
2. Talking about environment; Se debería + infinitive.
3. Healthy eating and diet related problems; using present and near future tenses together.
4. Using superlative and the present subjunctive to talk about global issues.
5. Voluntary work and experiences.
6. Using modal verbs/ conditional tense to talk about what the government should do to help.

VOLUNTEER

YEAR 11

Review Learning
➤ Revision of topics
➤ Exam Skills

Theme 1 : Identity and Culture Mi gente

1. Talking about socializing and family; using para with infinitives
2. Describing people; using adjectival agreement.
3. Talking about friends and family; revising possessive adjectives (mi, tu, su, nuestro, vuestro, su) and using verbs in the present tense.
4. Talking about social networks.
5. Talking about reading preferences; using a range of connectives and cognising similar ideas expressed differently.

OnattiFilms

Theme 1 : Identity and Culture intereses e influencias

1. Talking about free-time activities using different tenses.
2. Giving opinions about TV programs and films; using adjectival agreement.
3. Talking about what you usually do; using soler + infinitive.
4. Talking about sports; using the imperfect tense to say what you used to do.

YEAR 11

CURRICULUM OVERVIEW

SKILLS TAUGHT ACROSS MFL

- 1) SPEAKING: ROLEPLAY_ PHOTOCARD & ASKING AND RESPONDING TO QUESTIONS.
- 2) WRITTEN EXPRESSION
- 3) LISTENING COMPREHENSION
- 4) READING COMPREHENSION
- 5) GRAMMAR

welcome

CURRICULUM OVERVIEW